

# IMPORTANT SAFETY MESSAGE

## V.ORLANDI TRUCK TRAILER COUPLING 40MM – 50MM TOW COUPLINGS ARE A SAFETY CRITICAL COMPONENT

In some instances they **do not** receive the attention required to function correctly.  
Please ensure staff owner/ driver/ mechanic carry out these safety procedures to ensure your trailer coupling is reliable and safe.

### 1. CHECK COUPLING OPERATION

- There is recoil tension on lift handle.
- Mechanism opens easily/ snaps closed.
- Guide mouth lock engages.
- Coupling is tight in mount flange.
- Rubber cushion wear plate are intact.
- Tie rod nut split pin remains in place.




Split pin on tie rod nut

### 2. THE BOTTOM BUSH

- Must be clear of foreign material preventing the coupling pin from fully seating when closed.
- 20mm evacuation hole below the bush allows for removal of material (Regular water blasting also assists).




Bottom Bush



Cleaning evacuation hole


### 3. WITH TRAILER CONNECTED

- Mechanism closed two security locks will engage over tow pin.
- Visual indicators display status of these locks.
- Do not continue to operate if security locks are not fully engaged.
- Find source of problem and rectify before reuse.



UNLOCKED

Security locks indicators



LOCKED

### 4. LUBRICATION

- V.Orlandi couplings require a small quantity of regular greasing.
- Always grease with tow pin lifted. Over greasing will hydraulic the mechanism – it will be difficult to operate.
- Remove excess grease.



Grease with tow pin lifted

### 5. WHEN DISCONNECTED

- Travel with the pin down, mechanism closed.

Travel with pin down



### 6. OPERATIONAL DIFFICULTY

- If you find it necessary to fit lengths of pipe to the handle or use excess force anywhere to get the coupling to work- faults exist.
- Find source of problem and rectify before reuse.



Do not use excess force to operate

### 7. GUIDE MOUTH LOCK SYSTEM

➤ The guide mouth return spring works in conjunction with a plunger lock.  
When coupling up heavy impact to the guide mouth perimeter could bend the lock plunger and it will no longer function properly. If this fault exists replace plunger lock.

Guide mouth plunger locks



### 8. GENERAL CONDITION

- Any coupling part that is damaged defective or worn out will compromise the couplings ability to function and its possibly unsafe to use. Consult the maintenance manual replace all faulty / worn parts.

The purpose of this bulletin is only to draw attention to basic preventative maintenance procedures on V.Orlandi trailer couplings. The same principals could also apply to other brands of couplings.

## SAFETY IS OUR FIRST CONCERN



NZ DISTRIBUTORS

T.A.T.E.S (NZ) LIMITED

TRUCK & TRAILER EQUIPMENT & SPARES (NZ) LTD

P.O. BOX 96, DRURY, SOUTH AUCKLAND, NEW ZEALAND.  
PH. (09) 299 991 1 FAX (09) 294-7666.